



USER GUIDE

APRIL 2026



TABLE OF CONTENTS

Consumer Experience Getting Prequalified	3
Step One: Quotible’s Instant Quote.....	3
Step Two: 700Credit’s Prequalification Form.....	4
Viewing Lead Information in Quotible.....	4
Introduction to 700Dealer.com.....	9
Viewing Your Lead Information	9
Compliance Dashboard.....	10
How You Benefit	10
Viewing Invoices	11

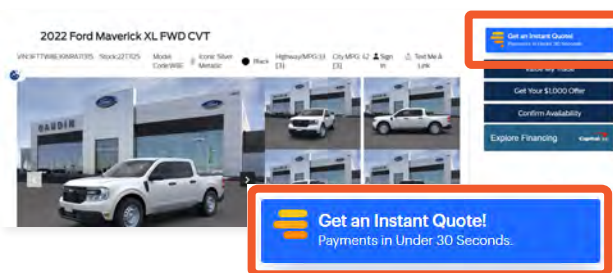
Consumer Experience Getting Prequalified

There are two types of questions/forms the consumer will need to complete before finalizing the prequalification process with 700Credit: (1) **Quotable’s Instant Quote** and then (2) **700Credit’s prequalification form**.

Step One: Quotable’s Instant Quote

Beginning in the dealership’s inventory page, the consumer will locate a car that they are interested in.

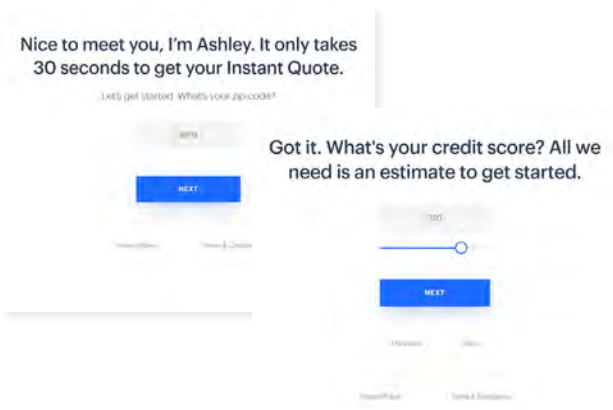
Select the car to open the vehicle detail page (VDP) and locate the **“Get an Instant Quote”** button.



The consumer will then be taken through the initial Quotable **“Instant Quote”** process through a series of questions.

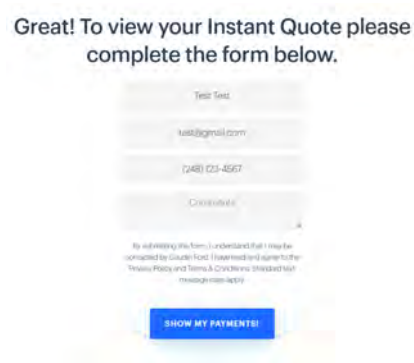
Consumer’s will first be asked to provide the following information *before they get to the 700Credit prequalification form*:

- Zip code
- Down payment
- Credit score (*estimated range*)
- Vehicle trade-in information



Finally, the user will be asked to provide their name, email, phone number, and any additional comments they want to add, as shown to the right.

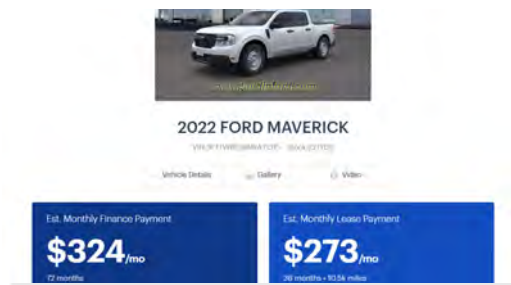
Once complete, click **“Submit My payment”** to submit their Quotable Instant Quote.



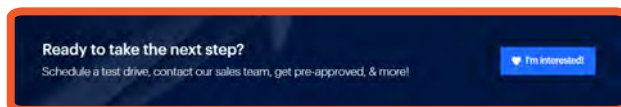
Step Two: 700Credit's Prequalification Form

Initially, the consumer will be presented with both an estimate payment for financing and for lease.

In order to find the 700Credit prequalification integration, the consumer will need to scroll down the page and locate the **"Ready to take the next step?"** banner/section, as shown to the right.



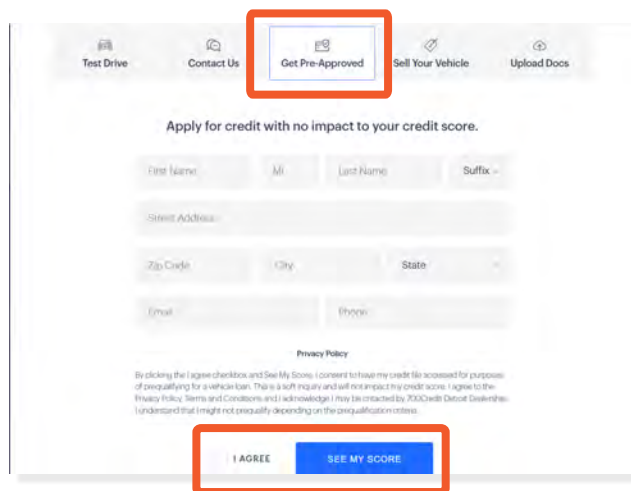
Click **"I'm Interested"**.



At the top of the pop-up window, select the **"Get Pre-Approved"** tab.

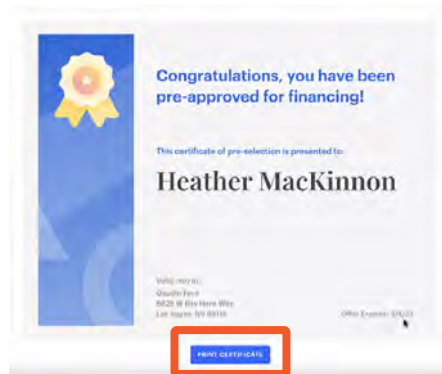
This will open up 700Credit's prequalification form.

Fill out the prequalification information, agree to the terms and conditions, and then click **"Submit"**, at the bottom of the form.



To the right is an example preapproval certificate the consumer will receive upon submitting their form.

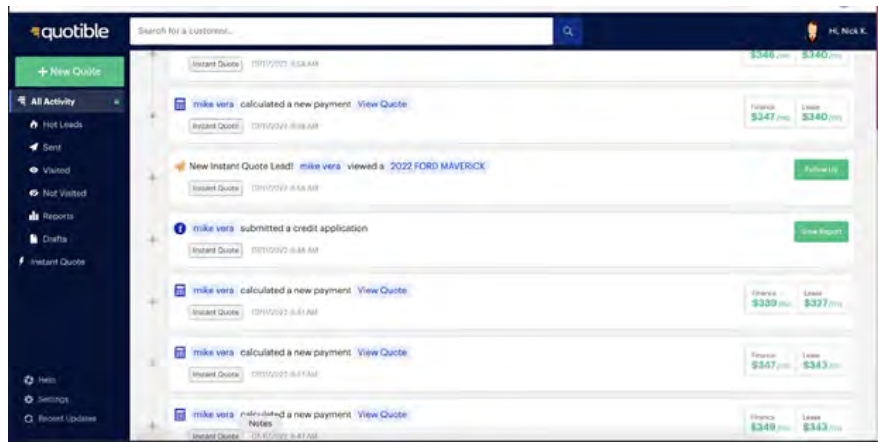
To print this receipt, click the **"Print Certificate"** button, as shown to the right.



Viewing Lead Information in Quotable

Dealers can view their prequalification leads very simply in Quotable. After logging in, the home dashboard will present the dealer with a mass list of lead activity. To simplify the list to only prequalification leads, click open the **“All Activity”** drop-down menu, and select **“Reports”**.

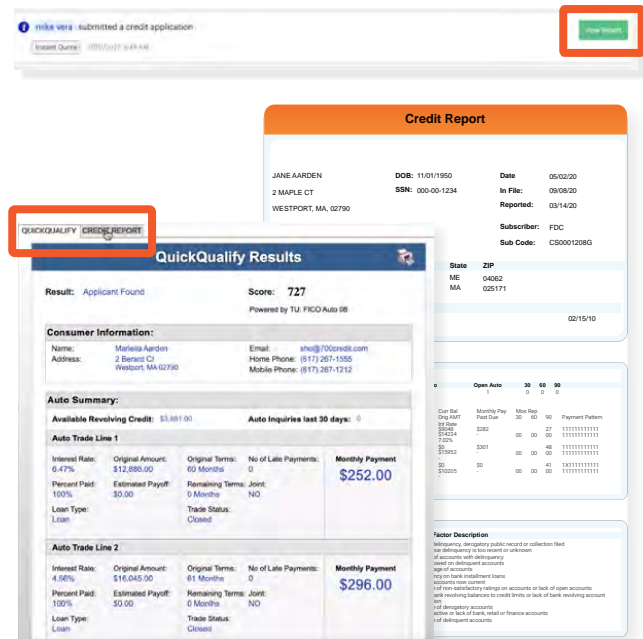
If the dealer does not filter the list, they will also be seeing other types of activity such as those who only looked at vehicle but chose to not prequalify, or consumers who have calculated new payments.



Once finding the consumer whose prequalification or credit data information you want to view, click the green **“View Report”** button.

In a separate iframe, the 700Credit QuickQualify results will appear, as shown to the right.

To view their credit report, select the **“Credit Report”** tab at the top of the iframe.



Introduction to 700Dealer.com

All 700Credit dealers have exclusive access to their own personal credit portal hosted at 700Dealer.com. The unique platform provides dealers a single tool to seamlessly navigate and monitor credit data from all of their solutions; including, credit reports, compliance and soft pull solutions, ID verification and driver's license authentication platforms.

You should have received your username and password in a welcome email from our team. If you did not receive this email, or have misplaced it, please contact our support department at: support@700credit.com | (886) 273-3848.



Viewing Your Lead Information

When you log in to 700Dealer.com, simply click on the **Applicant List** menu item in the left-hand column and you will see a list of all. You can select **Date Range** to view different timeframes.

By clicking on any name in the list, you can view their full credit report, red flag, and a link to their compliance dashboard. If a QuickQuality was run, you will see the QQ results.

QuickQuality Results

Result: Applicant Found Score: 618
Powered by EK, FICO AUTO V8

Consumer Information:

Name:	Jane Doe	Email:	jdoe@email.com
Address:	123 Main St, Farmington Hills, MI 48334	Phone:	(999) 955-1234

Auto Summary:

Available Revolving Credit: \$1,459.00 Auto Inquiries last 30 days: 0

Auto Trade Line 1	Original Amount:	Original Terms:	No of Late Payments:	Monthly Payment
Interest Rate:	17.52755%	73 Months	N/A	\$382.00
Percent Paid:	Estimated Payoff:	Remaining Terms:	Joint:	
81.12%	\$3,224.00	6 Months	NO	
Loan Type:	Trade Status:	Trade Open Date:		
Auto	Open	11/19/2015		

Auto Trade Line 2	Original Amount:	Original Terms:	No of Late Payments:	Monthly Payment
Interest Rate:	\$16,045.00	61 Months	0	\$296.00
Percent Paid:	Estimated Payoff:	Remaining Terms:	Joint:	
100%	\$0.00	0 Months	NO	
Loan Type:	Trade Status:	Trade Open Date:		
Auto	Closed	07/21/2011		

Certificate Status:

Printed By: N/A
Confirmed By: N/A

Credit Report

JANE AARDEN DOB: 11/01/1950 Date: 05/23/20
123 MAPLE CT SSN: 000-00-1234 In File: 085602
WESTPORT, MA, 02703 Report#: 031420

City: WINDHAM State: MA ZIP: 01910
WAREHAM MA 01922

Subscriber: FIC
Sub Code: C500012360

Compliance Dashboard

Our Compliance Dashboard closely monitors your efforts to ensure compliance processes are being followed. Issues of concern are highlighted in red for quick identification. We support both single and multi-roof views, ensuring you have your finger on the pulse of every compliance aspect in your business.

Items supported on the dashboard include:

- Adverse Action Notices
- Risk-based Pricing Notices
- OFAC Search, Red Flag ID & Privacy Notices
- Out of Wallet Questions
- Our Compliance Dashboard also collects lead forms from our Credit Reporting and Soft Pull products.

Lead Summaries for:

- QuickQualify
- QuickApplication
- QuickScreen
- QuickScore
- QuickQualify Xpress

How You Benefit

- Ensure compliance processes are being followed.
- Identify immediately when/where you are out of compliance.
- Easily print audit reports.
- Single and multi-point rooftop views.

Adverse Action Letter Program Monitor

	#	%
Total Applicants	43	
Letters Mailed	34	79%
Letters Queued to be Mailed	4	9%
Letters Printed Locally	0	0%
Applicants with No Letter Delivered	5	12%
Adverse Letters Delivered/Scheduled	38	88%

[Current Adverse Action Setup](#) | [Request Setup Changes](#)

Risk Based Pricing Notice Program Monitor

	#	%
Total Applicants	43	
Notices Mailed	35	81%
Notices Queued to be Mailed	6	14%
Notices Emailed	0	0%
Notices Printed Locally	0	0%
Applicants with No Notice Delivered	2	5%
RBPN Notices Delivered/Scheduled	41	95%

[Current RBPN Setup](#) | [Request Setup Changes](#)

Red Flag Program Monitor

Red Flag Alert Status		
	#	%
Total Applicants With Red Flag	38	46
Red Flag Clear & Cautions	9	24%
Red Flag Alerts	29	76%
Alerts Unresolved	27	
Alerts Resolved	2	

[Work on Unresolved](#)

Consumer Alerts		
	#	%
Fraud Victim and Security Alerts	1	
Active Duty Alerts	0	

ID Verifications		
	#	%
Complete	0	0%
Incomplete	42	100%

[Work on Incompletes](#)

Out of Wallet Authentication Program Monitor

Total Applicants		
	#	%
Total Applicants	42/29	
Total Applicants with OOW Presented	42	100%
Applicants Passed	3	7%
Applicants Failed	0	0%
Authentication Abandoned	3	7%
Questions Unavailable	36	86%

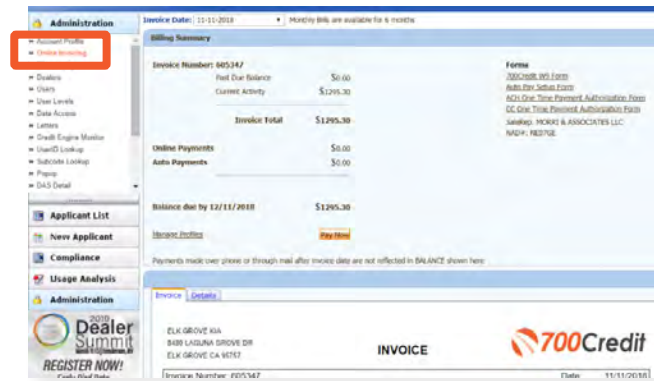
OFAC Compliance

OFAC Status		
	#	%
Total Applicants With OFAC	39	
OFAC Alerts	0	0%
OFAC Unresolved	0	
OFAC Resolved	0	

Viewing Invoices

Dealers can also view their monthly invoices online by selecting the **“Online Invoicing”** tab in the left-hand "Administration" navigation panel.

Locate and select the desired invoice to open its details and view the billing summary.



You should have been sent your 700Dealer.com login credentials in one of our welcome emails to you.

If you cannot locate your credentials or have any questions, you may send us an email or give us a call at the following: Support: (866) 273-3848 (Option 4) or support@700Credit.com.